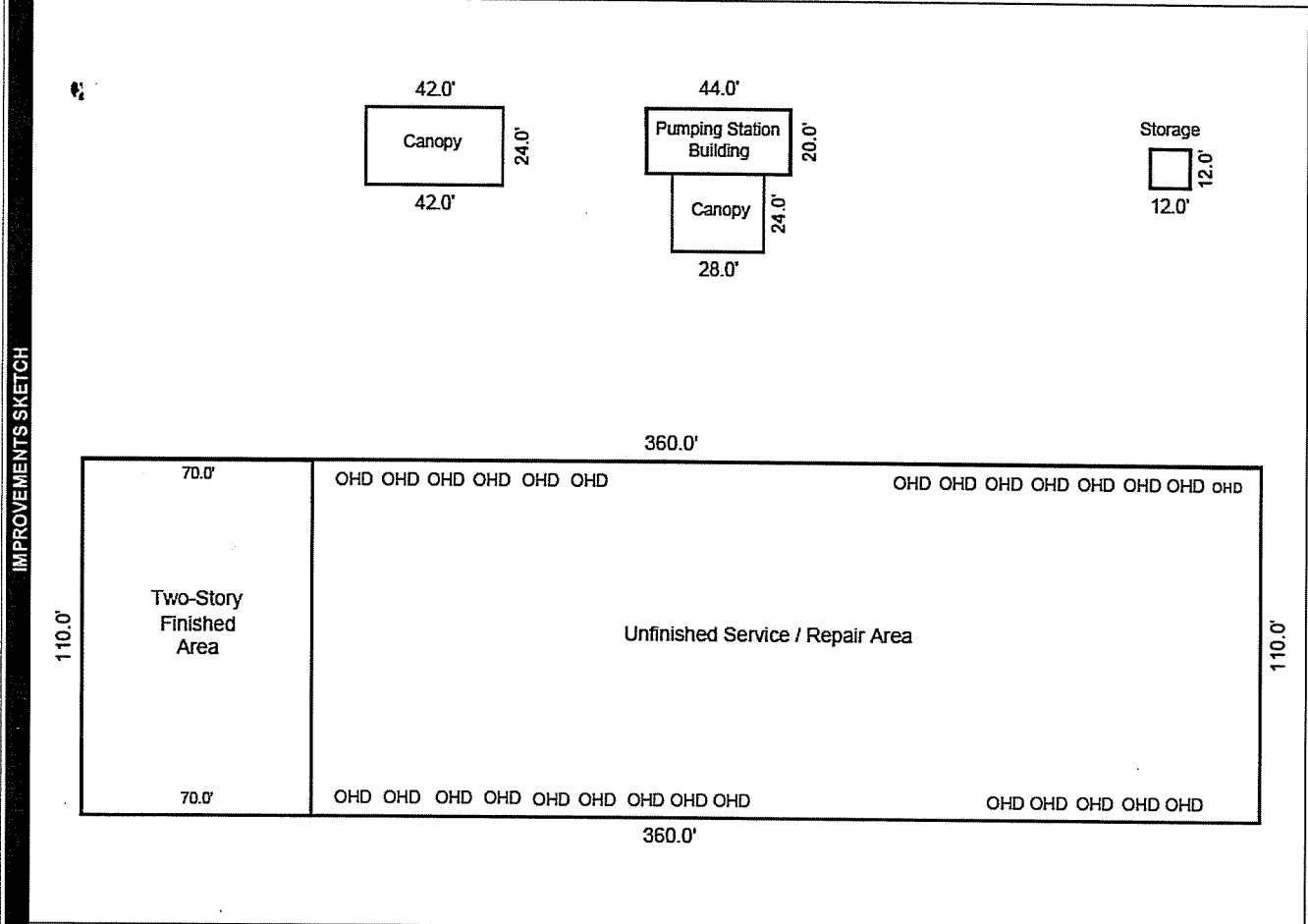


BUILDING SKETCHES

SUBJECT	Property Address
	City State Zip
	Borrower
	Lender/Client
	Appraiser Name



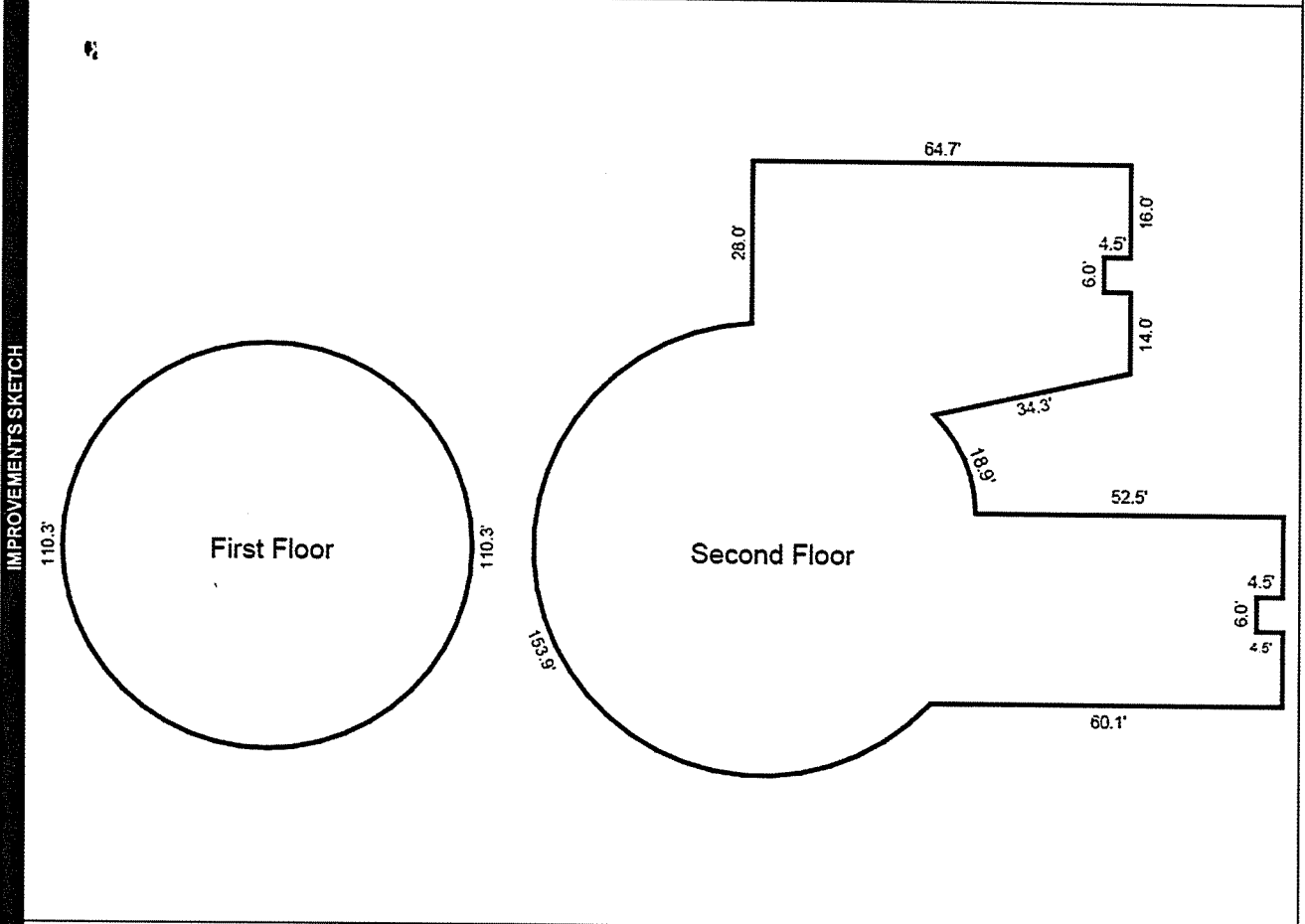
AREA CALCULATIONS

AREA CALCULATIONS SUMMARY			
Code	Description	Net Size	Net Totals
GBA1	First Floor	39600.0	48324.0
	Second Floor Office	7700.0	
	Storage Bldg	144.0	
	Pumping Station Bldg	880.0	
OTH	Canopy	672.0	1680.0
	Canopy	1008.0	
Net BUILDING Area		(Rounded)	48324

BUILDING AREA BREAKDOWN		
	Breakdown	Subtotals
First Floor	110.0 x 360.0	39600.0
Second Floor Office	70.0 x 110.0	7700.0
Storage Bldg	12.0 x 12.0	144.0
Pumping Station Bldg	20.0 x 44.0	880.0
4 Items	(Rounded)	48324

BUILDING SKETCHES

SUBJECT	Property Address
	City State Zip
	Borrower
	Lender/Client
	Appraiser Name



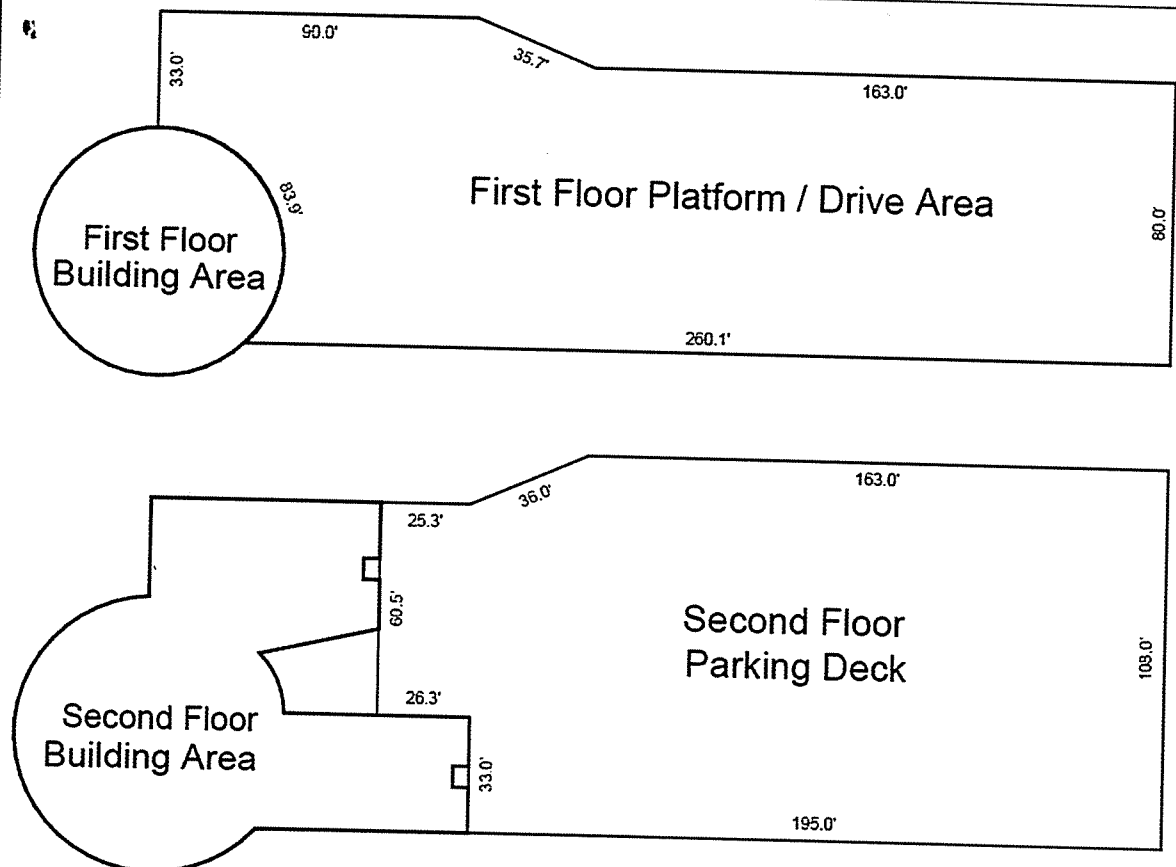
AREA CALCULATIONS

AREA CALCULATIONS SUMMARY				BUILDING AREA BREAKDOWN			
Code	Description	Net Size	Net Totals	Breakdown		Subtotals	
GBA1	Second Floor	8803.6	12674.1	Second Floor			
	First Floor	3870.5					
	Net BUILDING Area	(Rounded)	12674	28.0 x 60.2			1685.6
				4.5 x 16.0			72.0
				4.6 x 6.0			27.6
				0.5 x 30.9 x 65.5			1012.0
				14.0 x 52.5			735.0
				19.0 x 48.0			912.0
				7.6 x 33.0			250.8
				0.5 x 0.4 x 2.0			0.4
				0.5 x 16.8 x 7.1			60.0
				0.5 x 0.2 x 0.4			0.0
				0.4 x 18.3			7.9
				0.5 x 5.7 x 25.5			72.9
				0.5 x 8.2 x 1.8			7.5
				1.8 x 26.2			47.9
				4.5 x 13.0			58.5
				8.0 x 33.9			271.2
				Curve 153.9 @ 225.0°			3559.5
				Curve 18.9 @ 45.0°			22.8
				First Floor			
				Curve 110.3 @ 180.0°			1935.2
				Curve 110.3 @ 180.0°			1935.2
				20 Items	(Rounded)		12674

PARKING DECK AREA CALCULATIONS

SUBJECT	Property Address
	City
	Borrower
	State
	Zip
Lender/Cient	
Appraiser Name	

IMPROVEMENTS SKETCH



AREA CALCULATIONS

AREA CALCULATIONS SUMMARY			
Code	Description	Net Size	Net Totals
GBA1	Second Floor	8803.6	
	First Floor	3870.5	
OTH	Parking Deck	22426.4	12674.1
	First Floor Platform	22488.3	44914.7
Net BUILDING Area		(Rounded)	12674

BUILDING AREA BREAKDOWN			
		Breakdown	Subtotals
Second Floor			
	28.0 x	60.2	1685.6
	4.5 x	16.0	72.0
	4.6 x	6.0	27.6
0.5 x	30.9 x	65.5	1012.0
	14.0 x	52.5	735.0
	19.0 x	48.0	912.0
	7.6 x	33.0	250.8
0.5 x	0.4 x	2.0	0.4
0.5 x	16.8 x	7.1	60.0
0.5 x	0.2 x	0.4	0.0
	0.4 x	18.3	7.9
0.5 x	5.7 x	25.5	72.9
0.5 x	8.2 x	1.8	7.5
	1.8 x	26.2	47.9
	4.5 x	13.0	58.5
	8.0 x	33.9	271.2
Curve	153.9	225.0°	3559.5
Curve	18.9	45.0°	22.8
First Floor			
Curve	110.3	180.0°	1935.2
Curve	110.3	180.0°	1935.2
20 Items		(Rounded)	12674